District A 2

As of May 2026 Cumulative

Year	New Clubs	Dropped Clubs	Gain/ Loss Clubs	New Members	Charter Members	Reinstate Members	Transfer Members	Total Member Added	Total Members Dropped	Gain/ Loss Members
2021-2022	1	1	0	128	23	9	7	167	141	26
2022-2023	0	0	0	151	0	4	11	166	185	-19
2023-2024	1	0	1	155	24	9	10	198	207	-9
2024-2025	0	0	0	158	0	17	8	183	163	20
2025-2026	0	0	0	146	0	20	15	181	149	32
Average	**0**	**0**	**0**	**148**	**9**	**12**	**10**	**179**	**169**	**10**

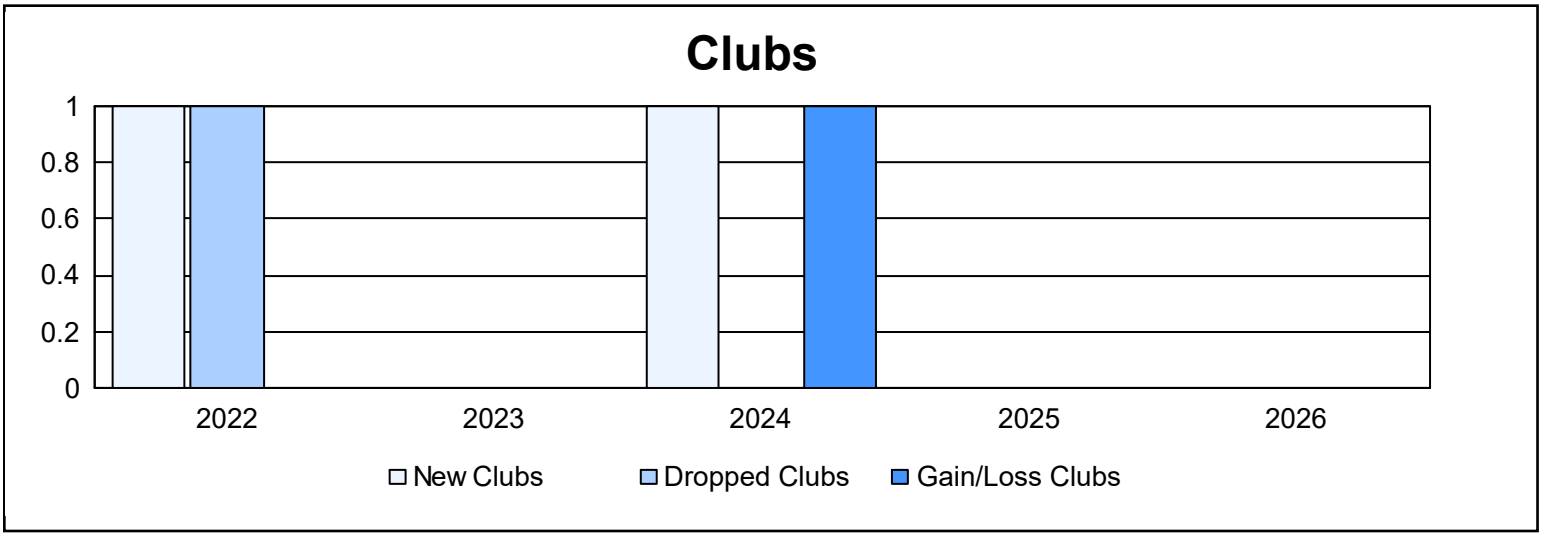

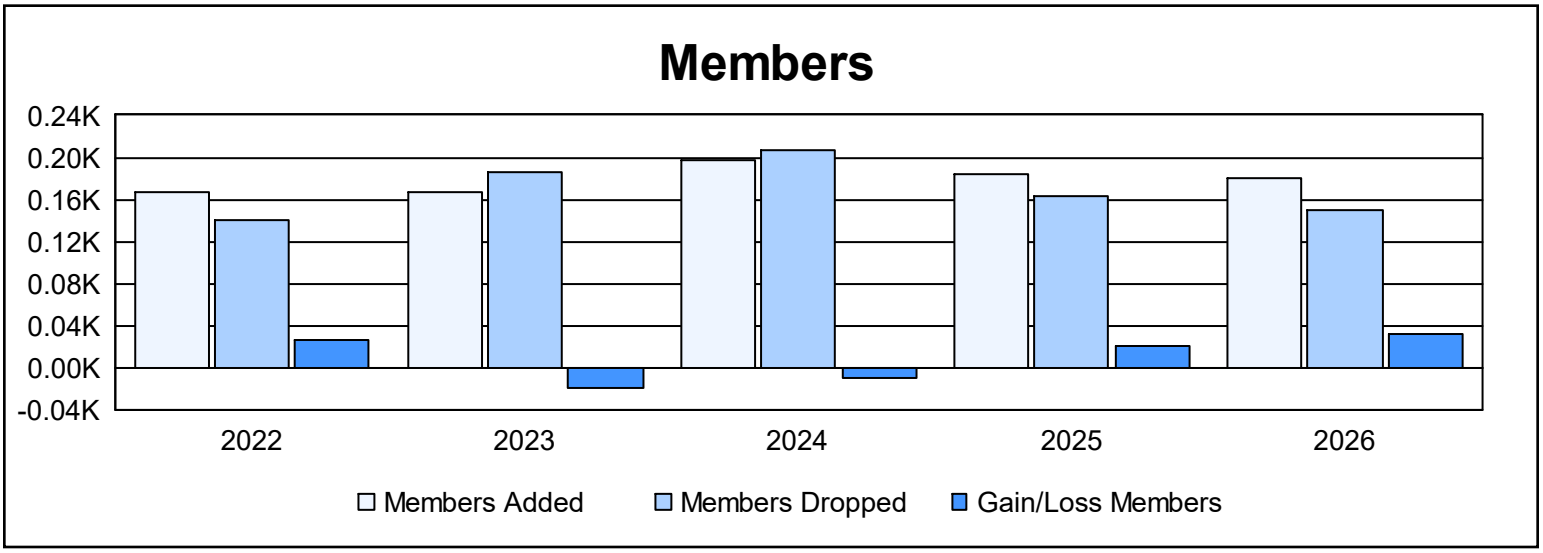

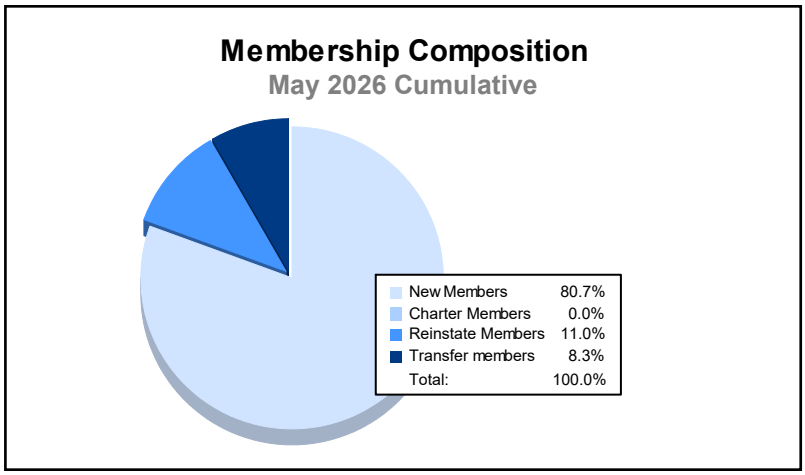
Membership Composition
May 2026 Cumulative
New Members 80.7%
Charter Members 0.0%
Reinstate Members 11.0%
Transfer members 8.3%
Total: 100.0%

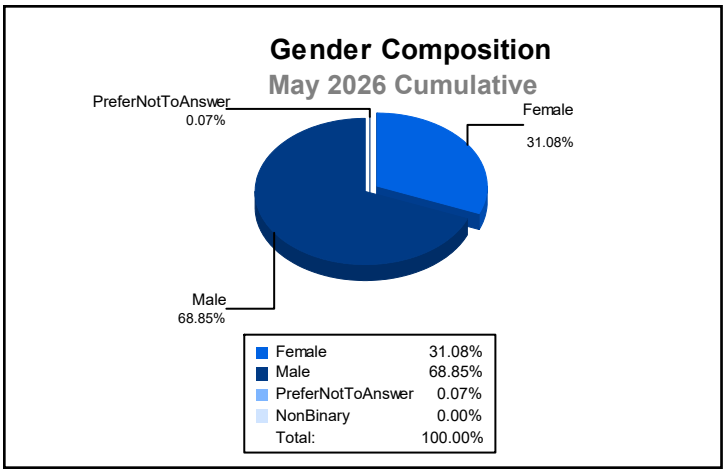
Gender Composition
May 2026 Cumulative
PreferNotToAnswer
0.07%
Female
31.08%
Male
68.85%
Female 31.08%
Male 68.85%
PreferNotToAnswer 0.07%
NonBinary 0.00%
Total: 100.00%